



Noise Management Office

Noise Management—Residential Sound Insulation Program

**1ST QUARTER
YEAR 2007**

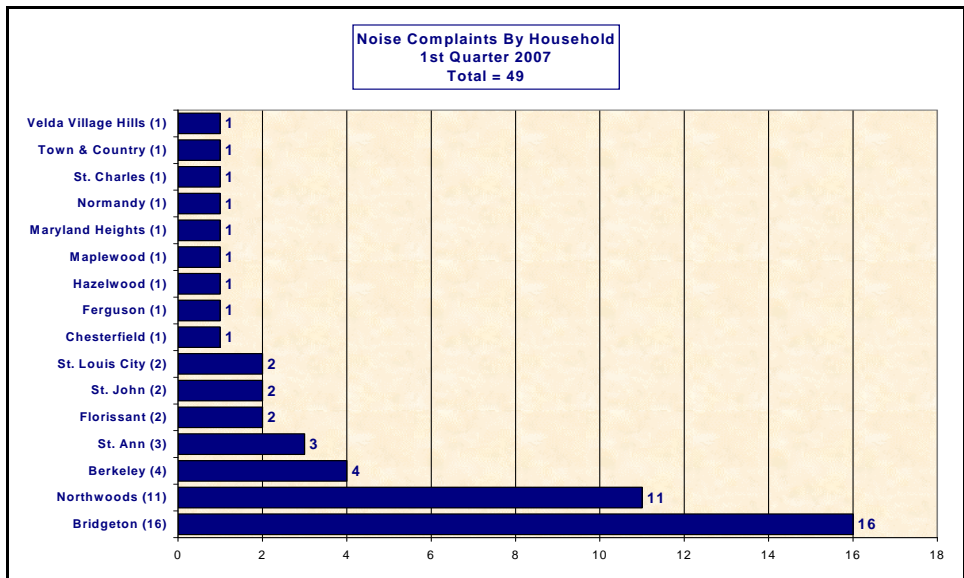
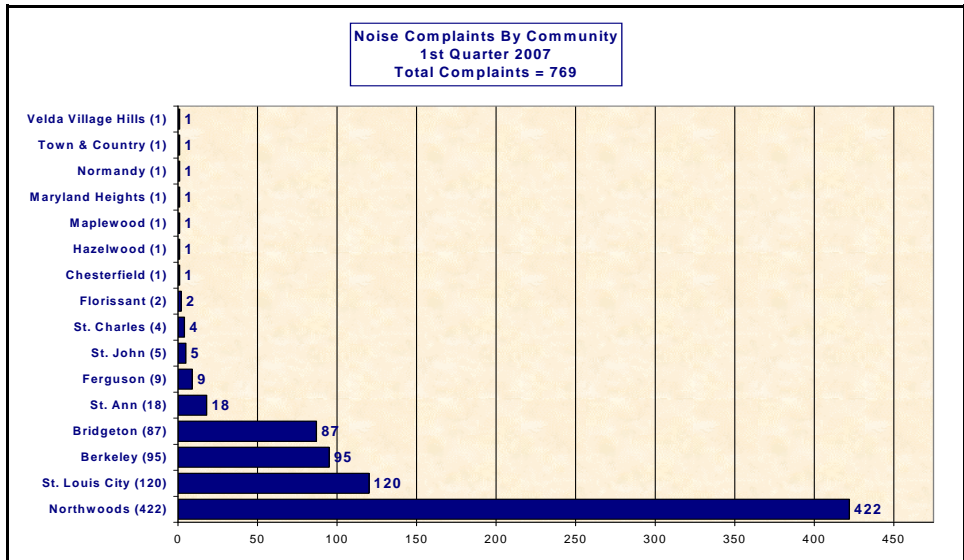
This report includes updated information regarding the Airport Noise Management System and the Residential Sound Insulation Program.

INSIDE THIS ISSUE:

Noise Complaints

The charts below represent the noise complaints received by Community and also by Household for the 1st Quarter 2007. As shown in Noise Complaints By Community, the City of Northwoods recorded the most noise complaints (422), next was the City of St. Louis (120). There were a total of seven hundred sixty nine (769) complaints received from forty nine (49) separate callers. The top noise complainant made 34.85% of all noise complaints received. The top two communities (Northwoods & St. Louis City) made 70.48% of all noise complaints received.

Noise Complaints by Community	1
Number of Callers by Household	1
Noise Complaint Tally	2
Noise Complaints Homes vs. Total	3
Noise Monitoring Data	4
Operations By Runway	5
Operations By Aircraft (Fleet Mix)	5
Operations By Airline	5
Residential Sound Insulation Program	6



The telephone number for the **Noise Complaint Hot Line** is **(314) 551-5070**

Our mailing address is *Airport Planning & Development Office Lambert-St. Louis International Airport P. O. Box 10212 St. Louis, Mo 63145*

Our phone numbers are:
 Phone: (314) 551-5025
 Fax: (314) 551-5013

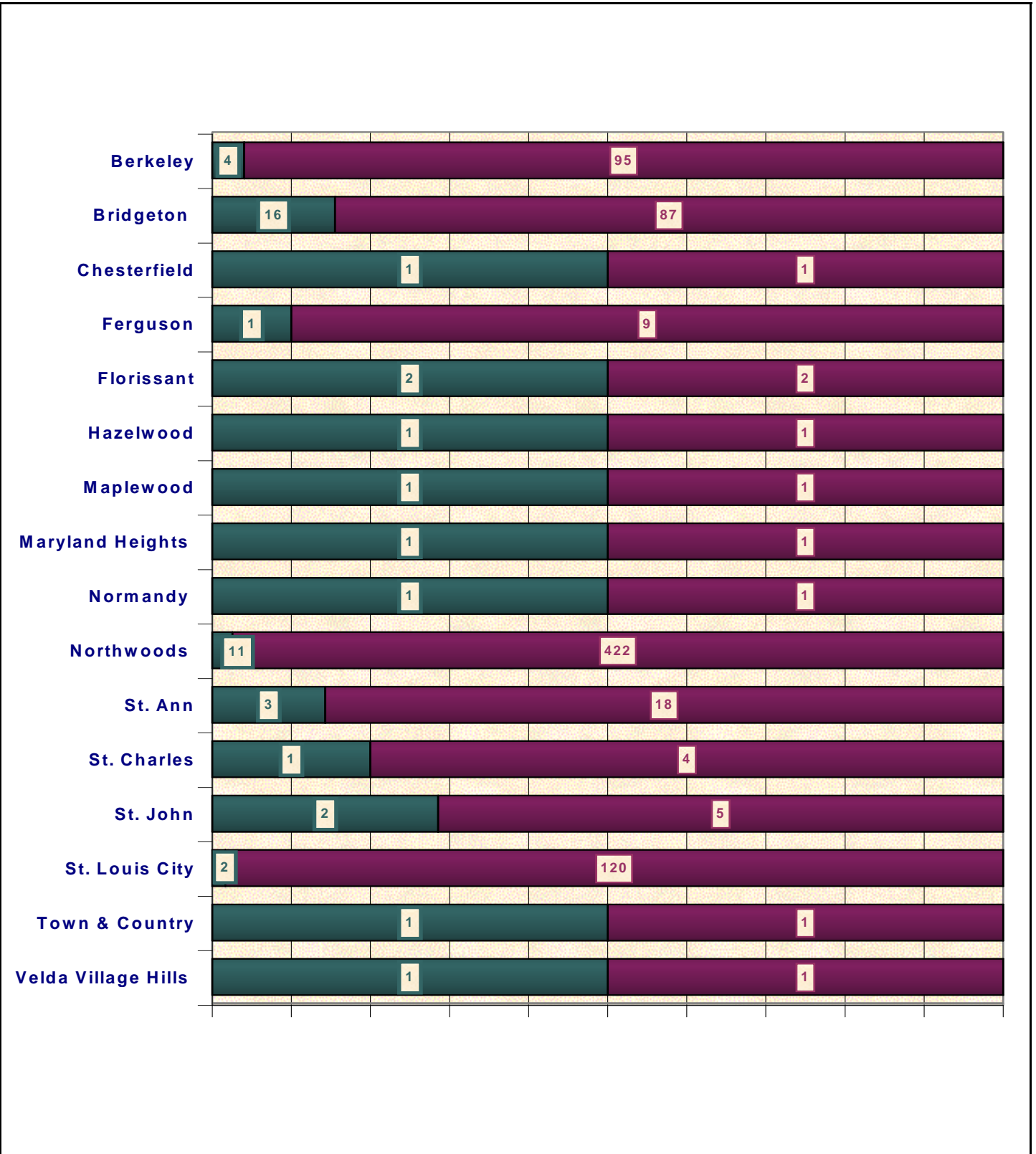
Our location is *11495 Old Natural Bridge Bridgeton, Mo 63044 (formally the TWA Training Center)*

NOISE COMPLAINTS

CITY/AREA	JAN	FEB	MAR	APR	MAY	JUN	JUL	AUG	SEP	OCT	NOV	DEC	2007	2006	2005	2004	2003	2002	2001
Bellefontaine														0	0	0	0	1	1
Bellerive														0	8	1	7	5	15
Bel-Nor														0	0	0	2	5	0
Bel-Ridge														1	1	1	7	5	0
Berkeley		1	94										95	14	0	2	3	4	1
Breckenridge Hills														0	0	0	1	7	0
Brentwood														1	0	0	0	0	0
Bridgeton	14	34	39										87	199	3	14	82	164	54
Calverton Park														0	1	0	1	3	10
Cedar Brook (Hazelwood)														0	0	0	0	1	20
Chesterfield		1											1	163	207	356	739	814	1105
Cool Valley														2	0	0	661	4	20
Edmundson														2	0	1	0	1	0
Ferguson	2		7										9	47	16	45	4	29	55
Florissant			2										2	0	0	2	0	2	9
Frontenac														1	0	0	0	0	0
Greendale														19	12	4	3	4	0
Harvester														0	0	0	1	2	45
Hazelwood			1										1	8	4	9	16	25	177
Jennings														3	0	2	57	16	5
Maplewood			1										1	0	0	0	0	0	0
Maryland Heights			1										1	3	48	4	8	8	94
Normandy			1										1	4	0	2	1	7	116
Northwoods	40	17	365										422	2331	12	63	15	6	12
Olivette														0	0	0	0	0	1
Overland														1	0	0	0	0	0
Pasadena Hills														15	8	10	14	28	92
Pasadena Park														30	13	15	472	16	56
Spanish Lake														0	0	0	1	0	0
St. Ann	7	2	9										18	144	9	233	7	13	3
St. Charles			4										4	22	14	14	15	10	4
St. John	2		3										5	36	31	303	115	4	13
St. Louis City	34		86										120	330	305	404	674	1247	1519
St. Louis County														0	0	3	2	1	7
Town & Country			1										1	0	0	0	0	0	0
University City														0	1	0	3	1	2
Valmeyer														1	0	0	-	-	22
Velda Village Hills			1										1	11	0	0	0	0	0
Ville Maria (Hazelwood)														0	0	2	6	31	12
Webster Groves														1	0	0	1	0	0
Wildwood														0	0	0	19	2	33
Woodson Terrace														0	0	36	5	4	6
Total 2007	99	55	615										769						
Total 2006	28	119	71	93	155	531	1779	173	133	100	143	61		3389	-	-	-	-	-
Total 2005	62	86	142	64	77	105	19	47	16	34	19	22			693				
Total 2004	166	219	284	132	98	60	98	114	119	58	81	97			-	1526	-	-	-
Total 2003	86	259	206	214	255	378	234	781	76	286	78	89			-	-	2942	-	-
Total 2002	236	101	135	222	226	211	251	357	367	144	131	89			-	-	-	2470	-
Total 2001	296	296	334	435	397	320	298	379	188	173	143	228			-	-	-	-	3487

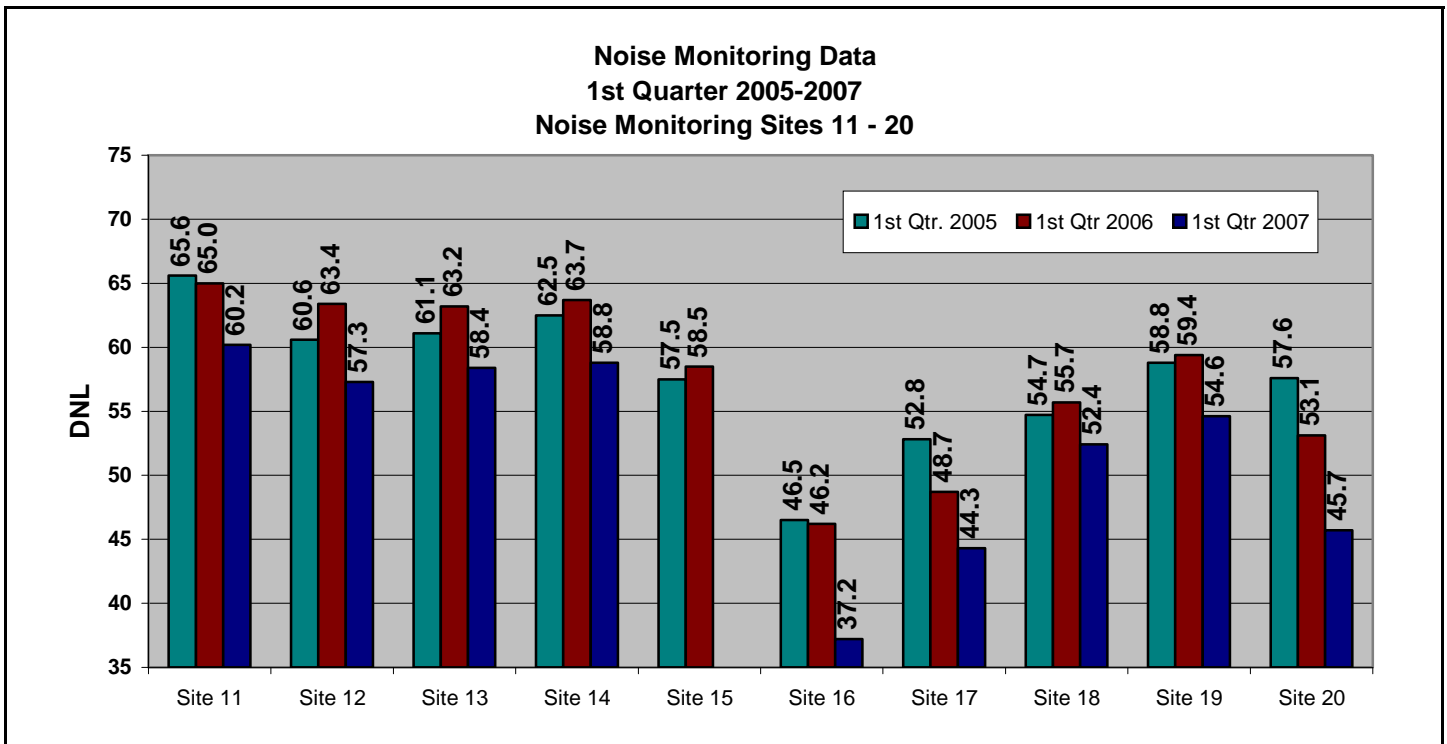
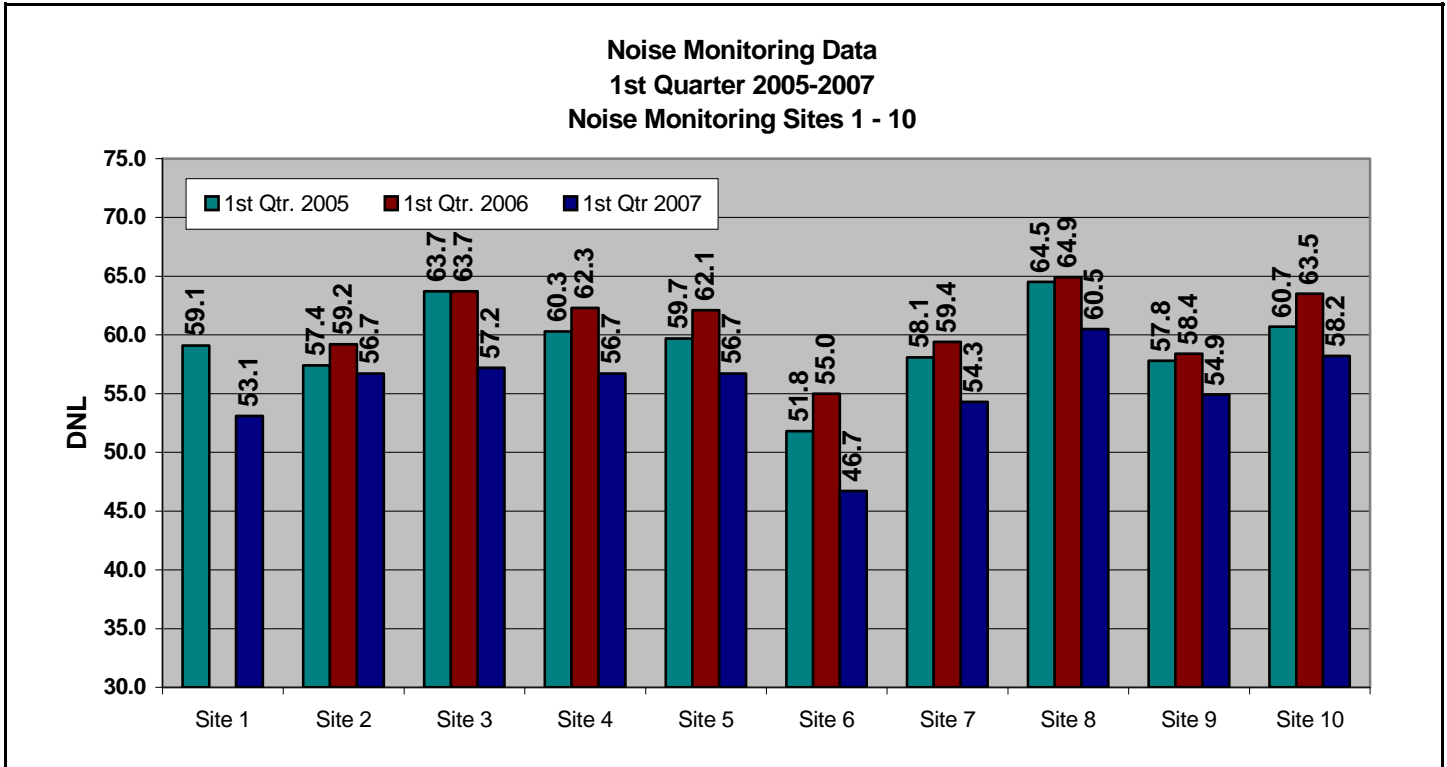
NOISE COMPLAINTS

This chart shows the number of individual homes (in green) that made a noise complaint and the total number of complaints recorded (in maroon) by each community for the 1st Quarter 2007.

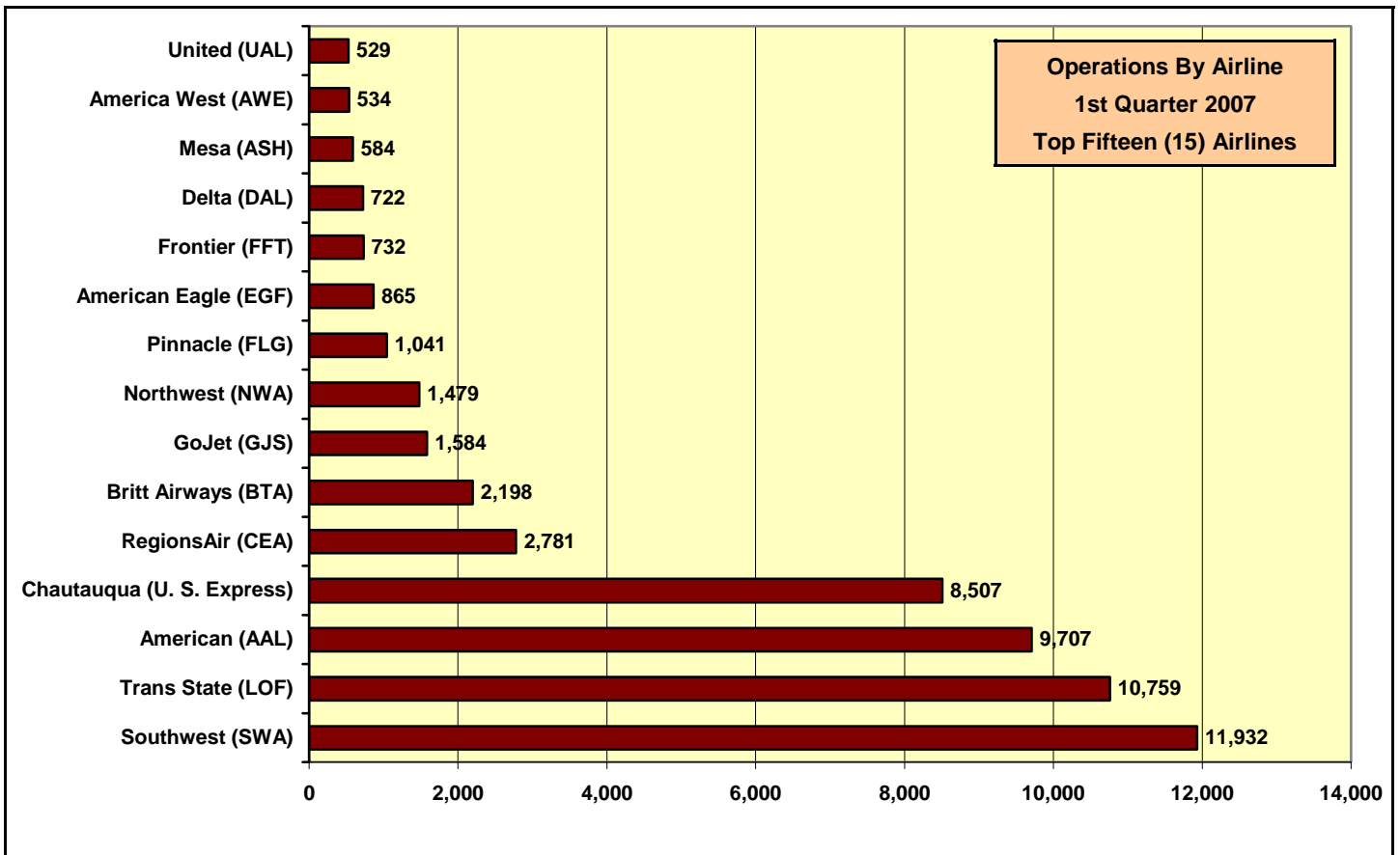
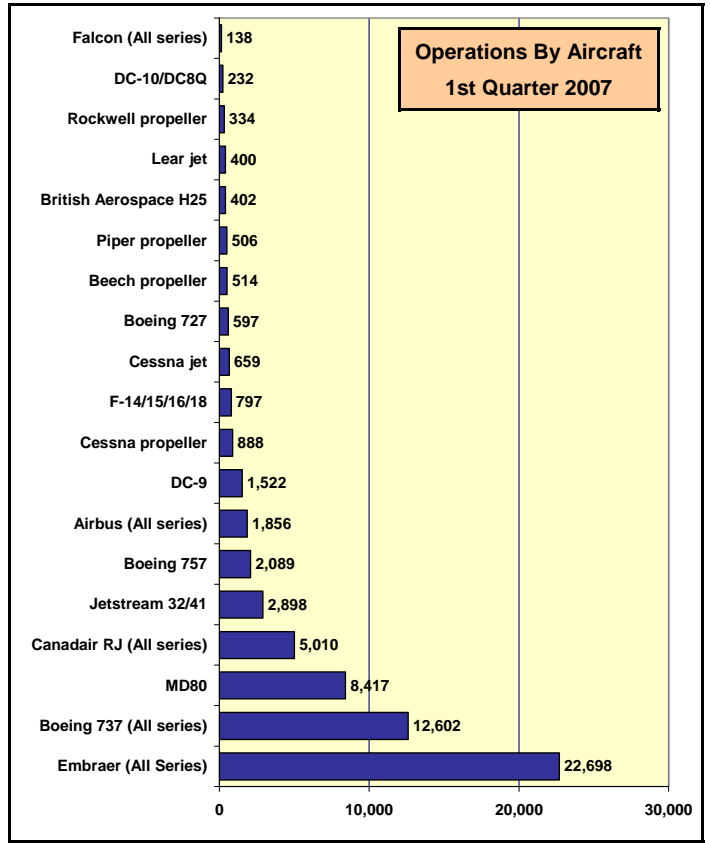
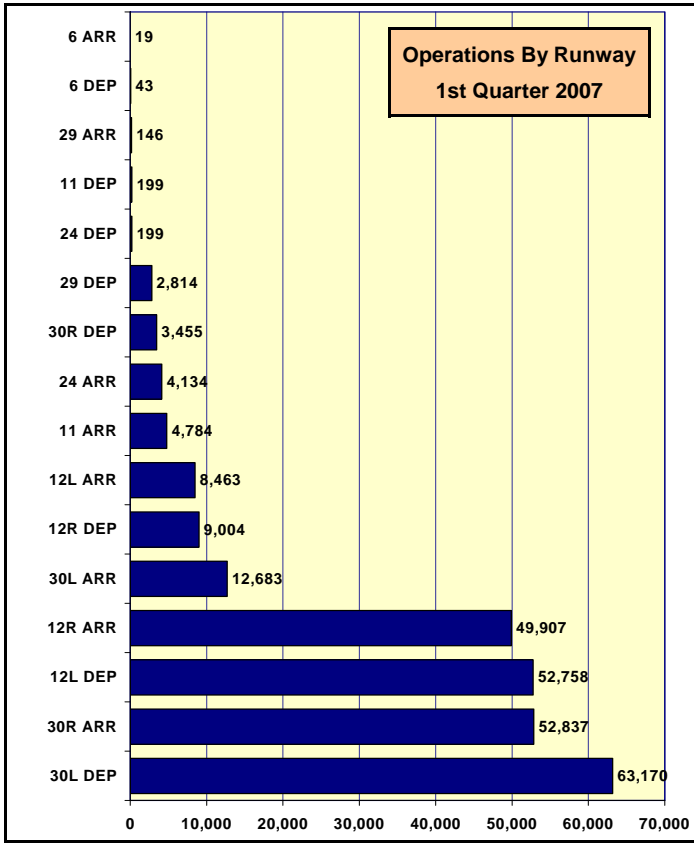


NOISE MONITORING

The following is a comparison of the 1st Quarter DNL values for the twenty permanent noise monitoring terminals for years 2005 to 2007.

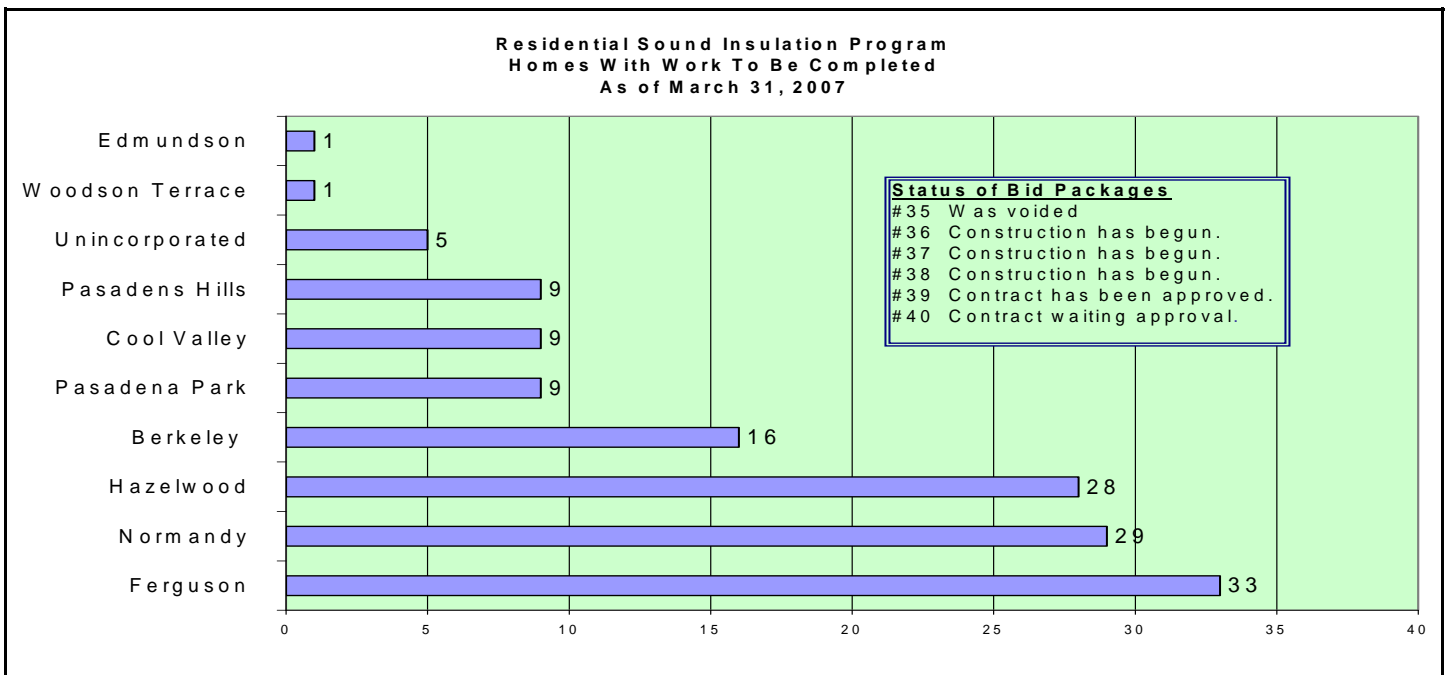
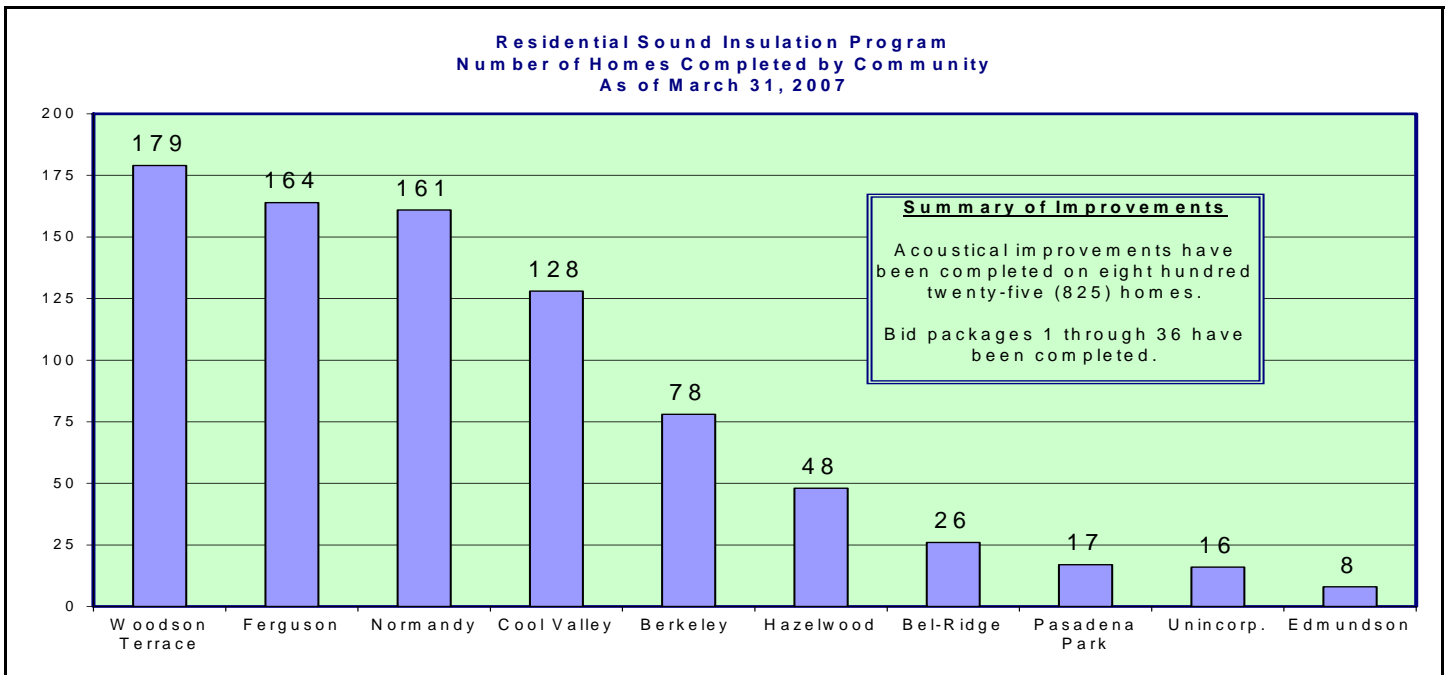


OPERATIONS



SOUND INSULATION PROGRAM

The charts below show the number of homes that have been completed, by individual community, and the number of homes in each community that need to be completed.



City of St. Louis Airport Authority
Lambert-St. Louis International Airport®
Airport Planning & Development Office
11495 Old Natural Bridge Blvd., 4th Floor
Bridgeton, MO 63044

*The Public Kiosk is available for viewing
during normal business hours.*

Call 314.551.5064

For appointment.

Richard E. Hrabko AAE
Director of Airports
P. O. Box 10212
St. Louis, MO 63145