

# Noise Management Office

Noise Management—Residential Sound Insulation Program



**ANNUAL REPORT  
YEAR 2006**

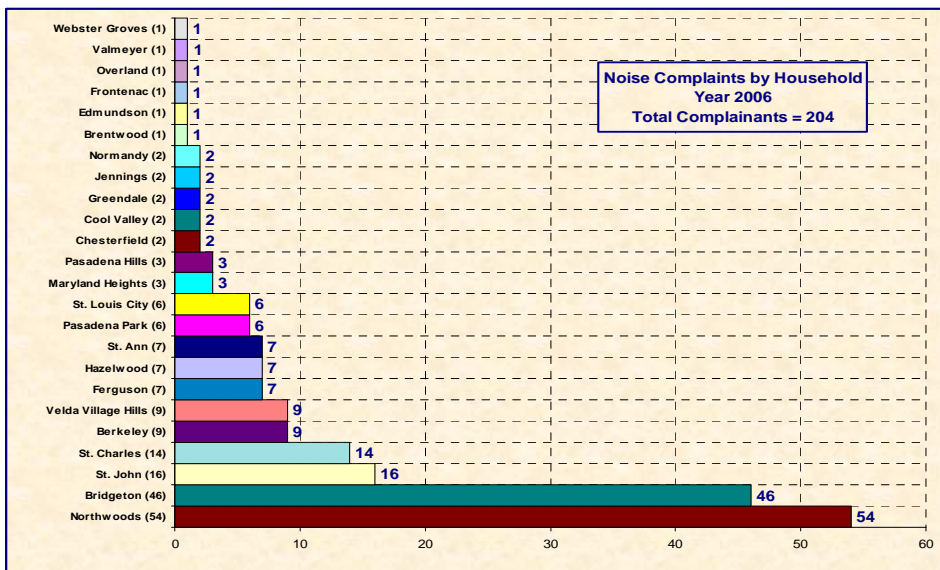
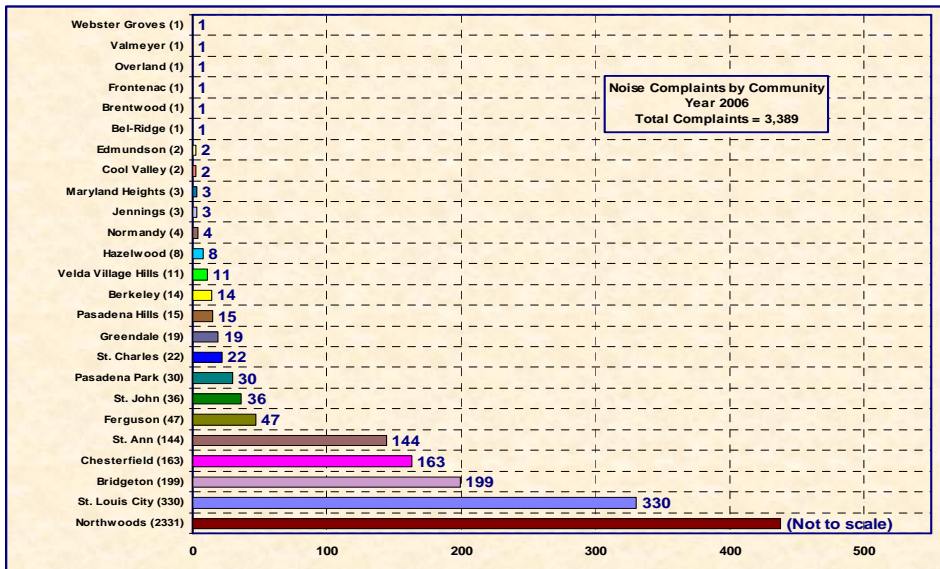
This report includes updated information regarding the Airport Noise Management System and the Residential Sound Insulation Program.

## Noise Complaints

The charts below represent the noise complaints received by Community and also by Household for Year 2006. As shown in Noise Complaints By Community, the City of Northwoods recorded the most noise complaints (2,331), 2,040 by one person, followed by the City of St. Louis (330). There were a total of three thousand three hundred eighty nine (3,389) complaints received from one two hundred four (204) separate callers. The top noise complainant made 60.19% of all noise complaints received. The top two communities (Northwoods & St. Louis City) made 78.51% of all noise complaints received. See page 6 for 4th Quarter 2006 data.

### INSIDE THIS ISSUE:

Noise Complaints by Community	1
Number of Callers by Household	1
Noise Complaint Tally	2
Noise Monitoring Data	3
Noise Monitoring Site Locations	4
Residential Sound Insulation Program	5
Operations By Runway	6
Fleet Mix	6
Noise Complaints 4th Quarter 2006	6



Effective  
December 11, 2006  
the telephone number for the  
**Noise Complaint Hot Line**  
is  
**(314) 551-5070**

Our new mailing address is  
*Airport Planning & Development Office  
Lambert-St. Louis International Airport  
P. O. Box 10212  
St. Louis, Mo 63145*

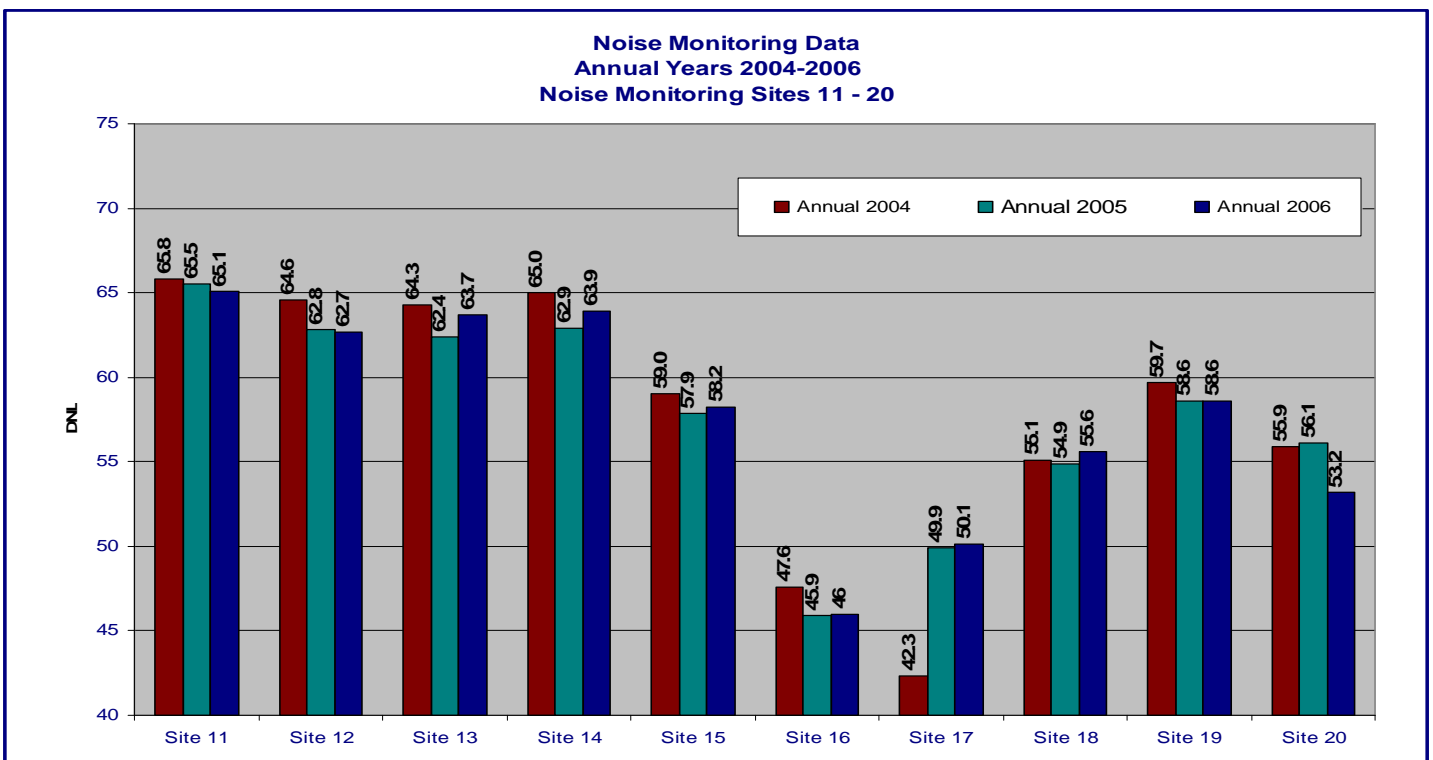
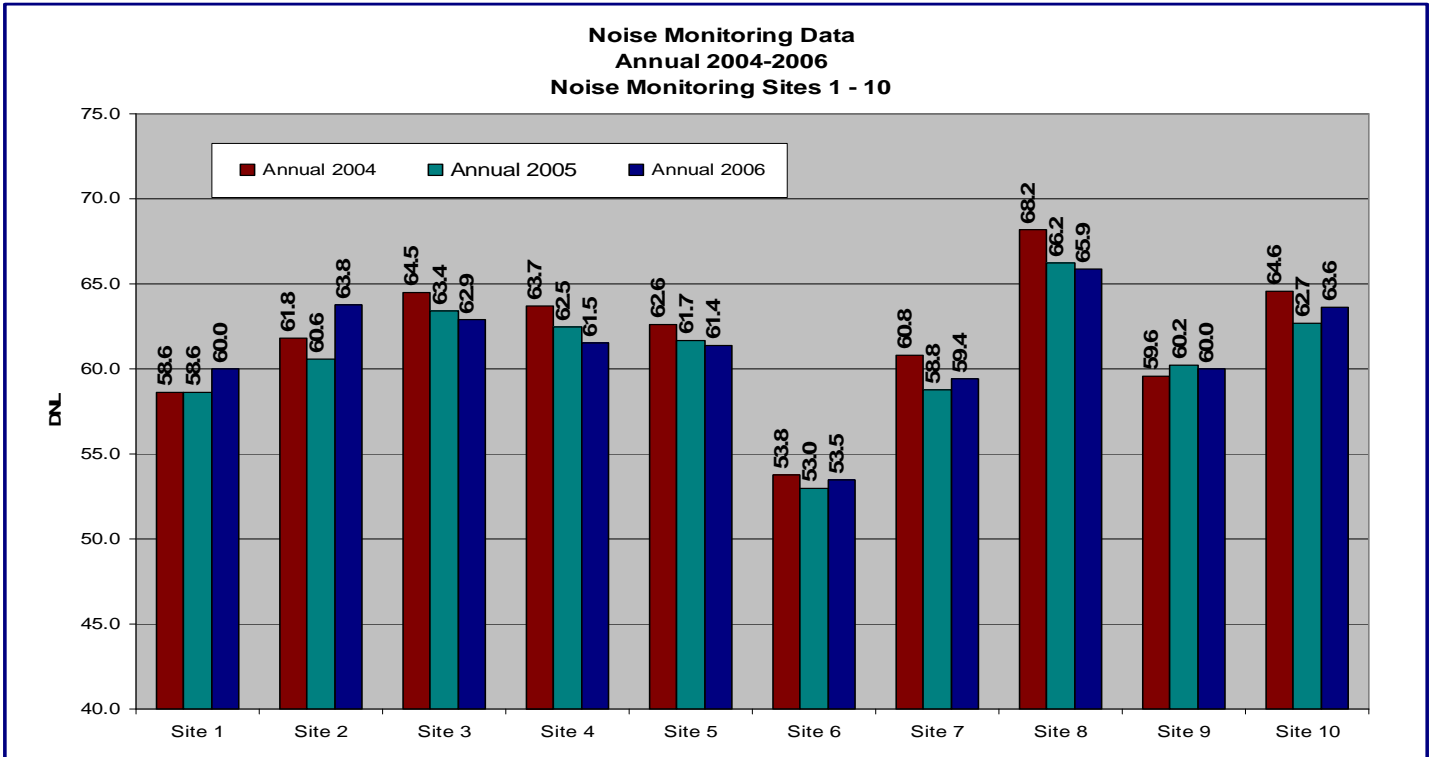
Our phone numbers remain the same  
Phone: (314) 551-5025  
Fax: (314) 551-5013

Our new location is  
11495 Old Natural Bridge  
Bridgeton, Mo 63044

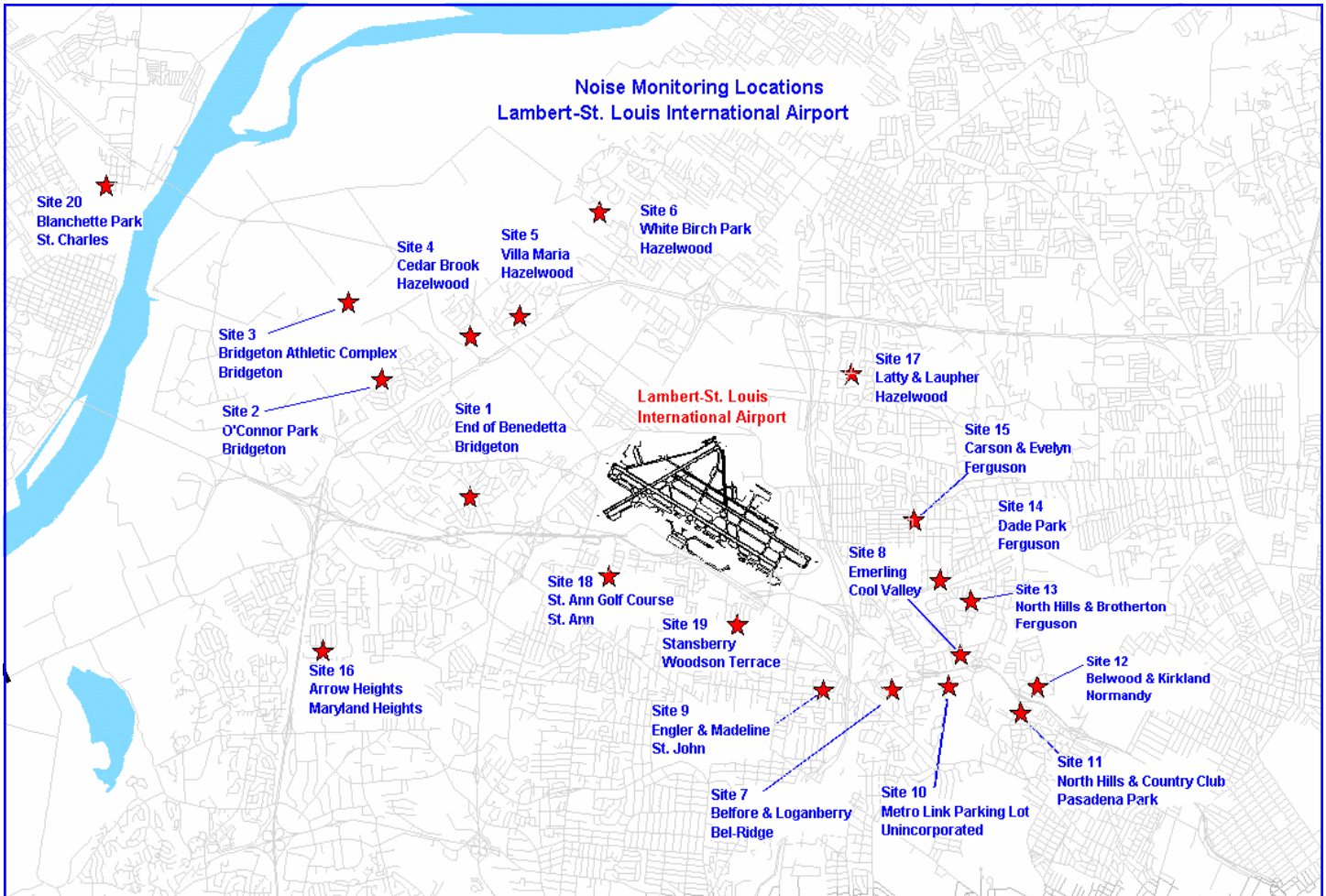
CITY/AREA	JAN	FEB	MAR	APR	MAY	JUN	JUL	AUG	SEP	OCT	NOV	DEC	2006	2005	2004	2003	2002	2001
Bellefontaine		-	-	-	-	-	-	-	-	-	-	-	0	0	0	0	1	1
Bellerive	-	-	-	-	-	-	-	-	-	-	-	-	0	8	1	7	5	15
Bel-Nor	-	-	-	-	-	-	-	-	-	-	-	-	0	0	0	2	5	0
Bel-Ridge	-	1	-	-	-	-	-	-	-	-	-	-	1	1	1	7	5	0
Berkeley	-	2	2	4	1	-	-	-	2	2	1	-	14	0	2	3	4	1
Breckenridge Hills	-	-	-	-	-	-	-	-	-	-	-	-	0	0	0	1	7	0
Brentwood	-	-	-	-	1	-	-	-	-	-	-	-	1	0	0	0	0	0
Bridgeton	-	1	1	18	35	18	11	31	26	28	17	13	199	3	14	82	164	54
Calverton Park	-	-	-	-	-	-	-	-	-	-	-	-	0	1	0	1	3	10
Cedar Brook (Hazelwood)	-	-	-	-	-	-	-	-	-	-	-	-	0	0	0	0	1	20
Chesterfield	13	29	20	12	25	9	4	11	23	15	2	-	163	207	356	739	814	1105
Cool Valley	-	-	-	1	-	-	-	-	1	-	-	-	2	0	0	661	4	20
Edmundson	-	-	2	-	-	-	-	-	-	-	-	-	2	0	1	0	1	0
Ferguson	-	1	1	6	2	10	6	7	2	1	10	1	47	16	45	4	29	55
Florissant	-	-	-	-	-	-	-	-	-	-	-	-	0	0	2	0	2	9
Frontenac	-	-	-	-	-	1	-	-	-	-	-	-	1	0	0	0	0	0
Greendale	-	-	-	-	-	-	-	-	-	10	9	-	0	12	4	3	4	0
Harvester	-	-	-	-	-	-	-	-	-	-	-	-	0	0	0	1	2	45
Hazelwood	2	1	-	3	1	-	-	-	1	-	-	-	8	4	9	16	25	177
Jennings	-	-	1	2	-	-	-	-	-	-	-	-	3	0	2	57	16	5
Maryland Heights	-	-	-	1	1	-	-	-	1	-	-	-	3	48	4	8	8	94
Normandy	-	-	-	-	-	-	-	1	-	1	2	-	4	0	2	1	7	116
Northwoods	2	19	24	11	6	404	1711	108	4	13	17	12	2,331	12	63	15	6	12
Olivette	-	-	-	-	-	-	-	-	-	-	-	-	0	0	0	0	0	1
Overland	-	-	-	-	-	-	1	-	-	-	-	-	1	0	0	0	0	0
Pasadena Hills	-	-	6	-	1	6	-	-	1	-	1	-	15	8	10	14	28	92
Pasadena Park	-	-	-	-	1	3	2	4	14	6	-	-	30	13	15	472	16	56
Spanish Lake	-	-	-	-	-	-	-	-	-	-	-	-	0	0	0	1	0	0
St. Ann	9	60	10	25	15	2	-	1	6	3	10	3	144	9	233	7	13	3
St. Charles	-	-	2	2	5	5	3	1	3	1	-	-	22	14	14	15	10	4
St. John	1	2	1	1	-	8	2	7	12	1	1	-	36	31	303	115	4	13
St. Louis City	-	3	-	7	61	65	39	2	37	8	73	35	330	305	404	674	1247	1519
St. Louis County	-	-	-	-	-	-	-	-	-	-	-	-	0	0	3	2	1	7
University City	-	-	-	-	-	-	-	-	-	-	-	-	0	1	0	3	1	2
Valmeyer	1	-	-	-	-	-	-	-	-	-	-	-	1	0	0	-	-	22
Velda Village Hills	-	-	-	-	-	-	-	-	-	11	-	-	11	0	0	0	0	0
Ville Maria (Hazelwood)	-	-	-	-	-	-	-	-	-	-	-	-	0	0	2	6	31	12
Webster Groves	-	-	1	-	-	-	-	-	-	-	-	-	1	0	0	1	0	0
Wildwood	-	-	-	-	-	-	-	-	-	-	-	-	0	0	0	19	2	33
Woodson Terrace	-	-	-	-	-	-	-	-	-	-	-	-	0	0	36	5	4	6
<b>Total 2006</b>	<b>28</b>	<b>119</b>	<b>71</b>	<b>93</b>	<b>155</b>	<b>531</b>	<b>1779</b>	<b>173</b>	<b>133</b>	<b>100</b>	<b>143</b>	<b>64</b>	<b>3,389</b>	-	-	-	-	-
Total 2005	62	86	142	64	77	105	19	47	16	34	19	22		693				
Total 2004	166	219	284	132	98	60	98	114	119	58	81	97		-	1526	-	-	-
Total 2003	86	259	206	214	255	378	234	781	76	286	78	89		-	-	2942	-	-
Total 2002	236	101	135	222	226	211	251	357	367	144	131	89		-	-	-	2470	-
Total 2001	296	296	334	435	397	320	298	379	188	173	143	228		-	-	-	-	3487

**Noise Monitoring**

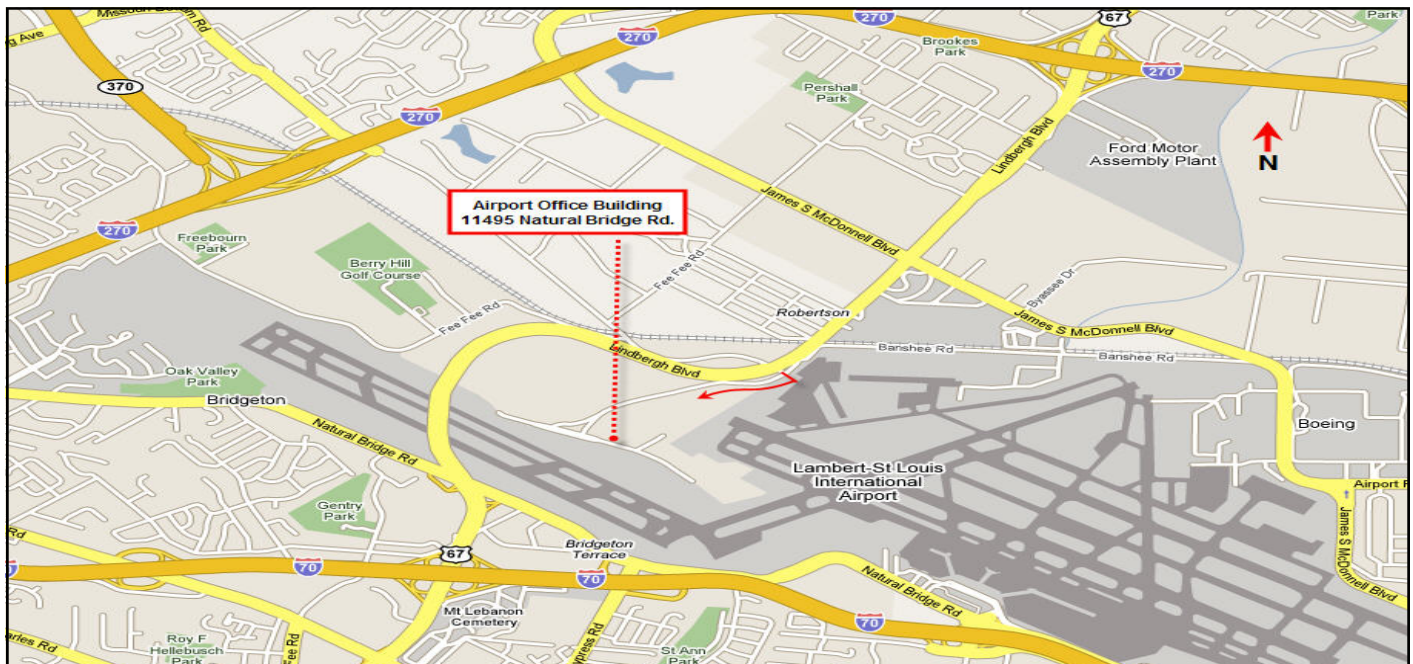
The following is a comparison of the 3rd Quarter DNL values for the twenty permanent noise monitoring terminals for years 2004 to 2006.



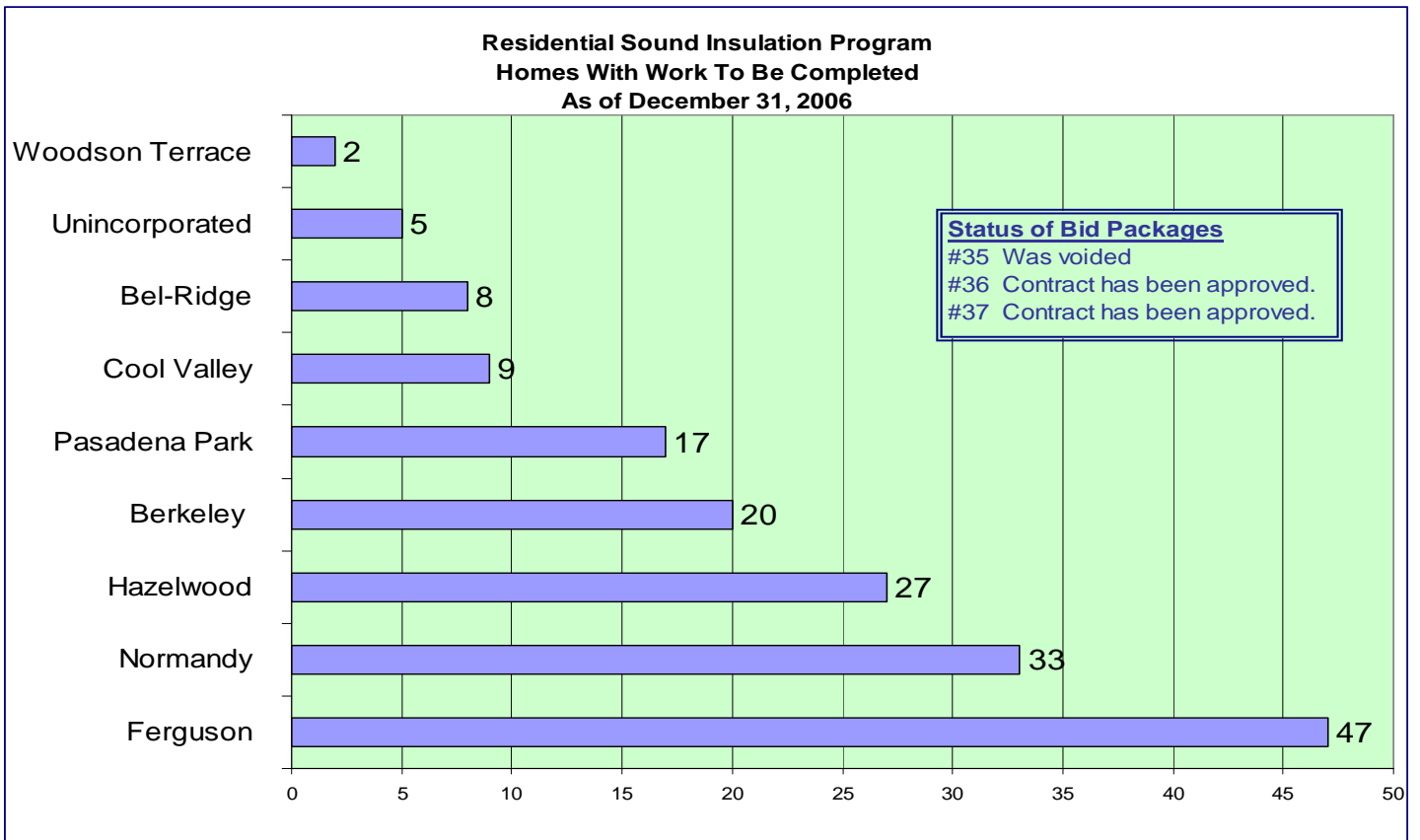
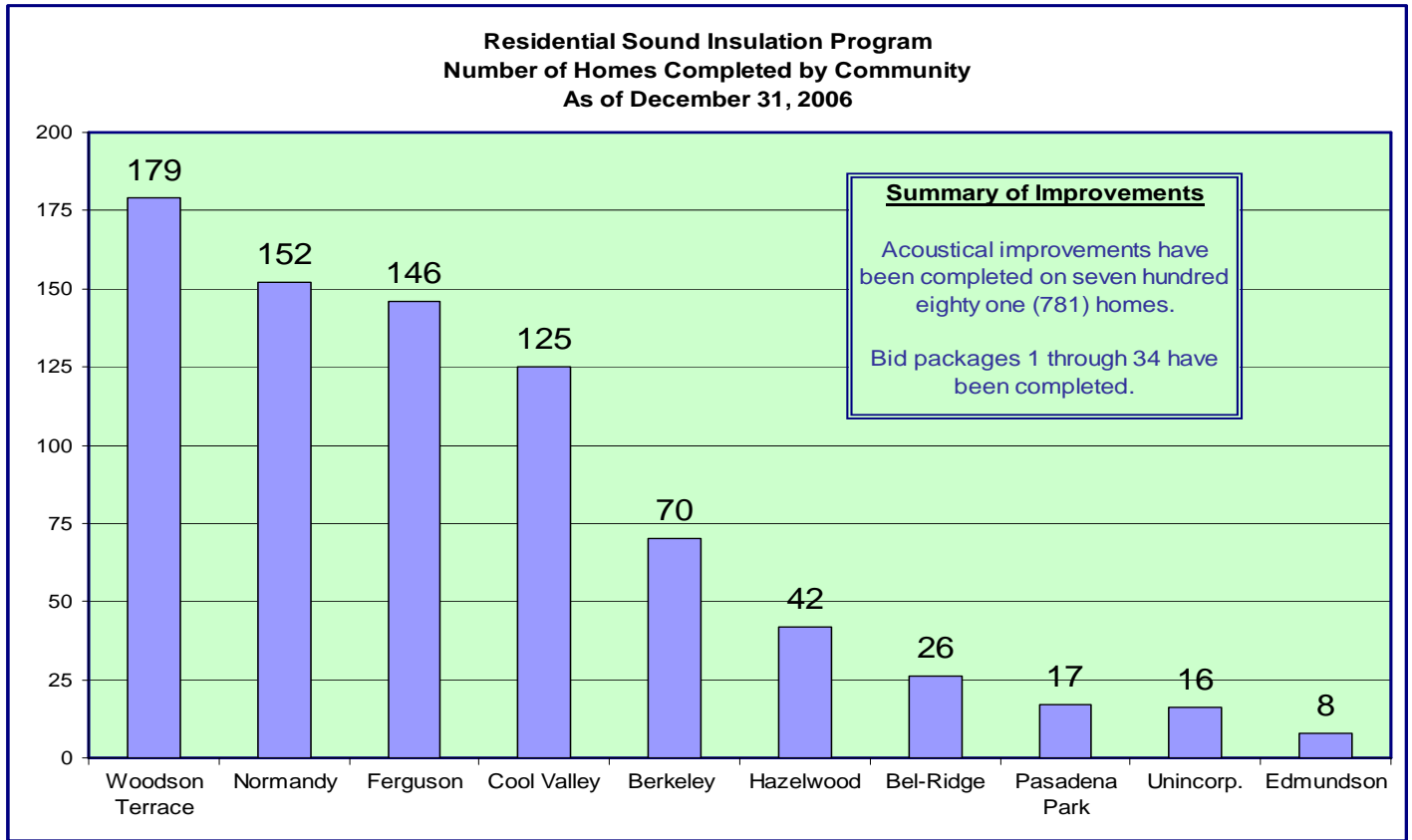
### Noise Monitoring



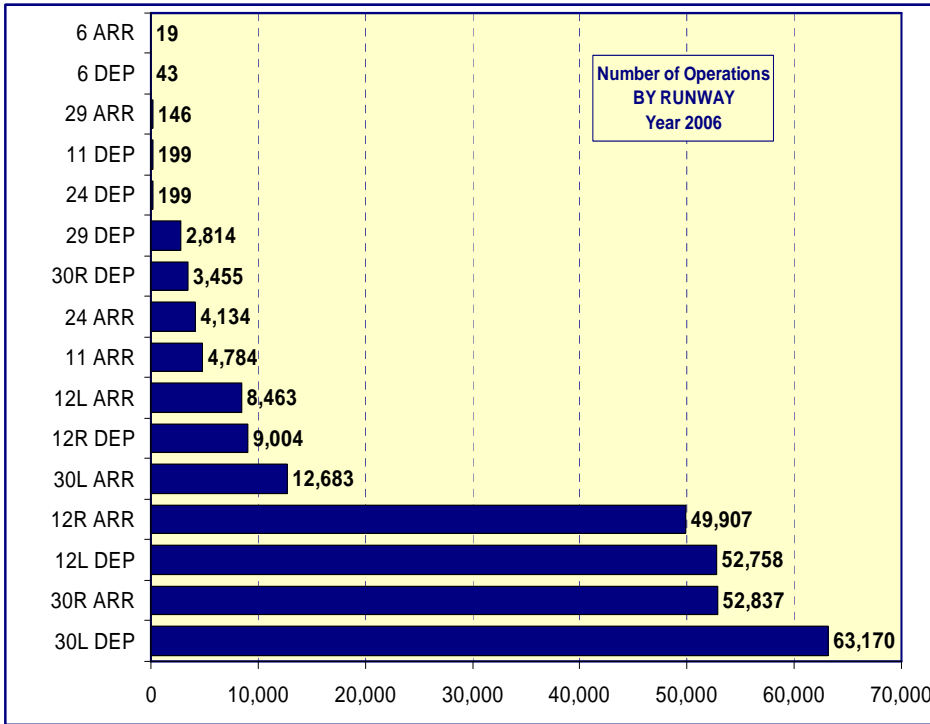
### Directions To Our New Office



**Residential Sound Insulation Program**



**Operations**

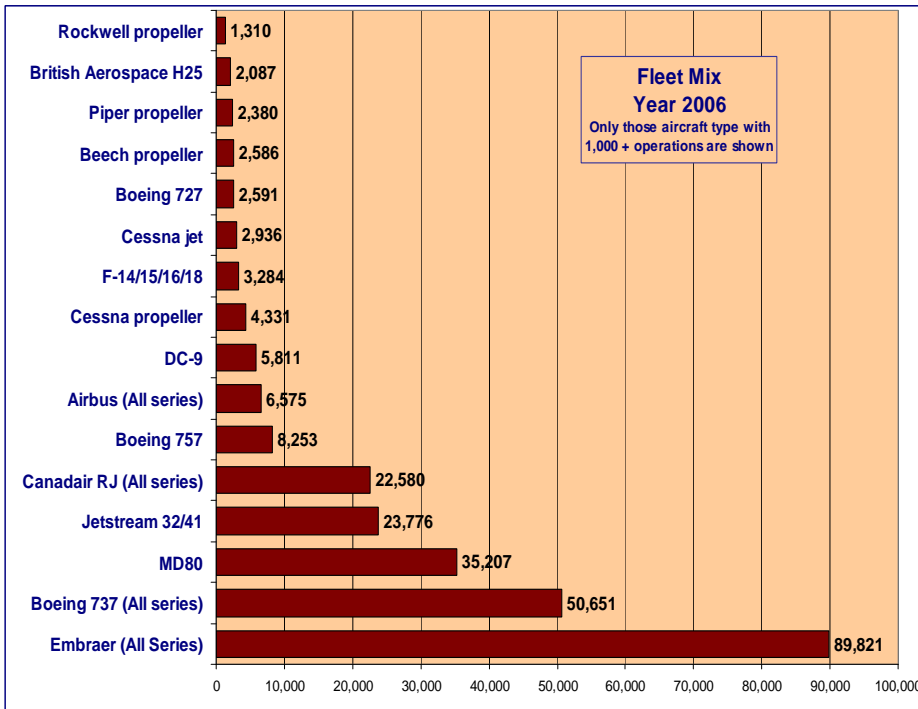


**Noise Complaints**

The following chart shows the number of callers (households) and number of total complaints, by community, for only the 4th Quarter 2006.

As indicated, there were fourteen (14) communities that made a noise complaint. The City of St. Louis recorded the most complaints with one hundred sixteen (116) all but one from one caller. The City of Bridgeton was second with fifty eight (58) complaints from seven (7) callers.

Community	Callers	Complaints
Berkeley	3	3
Bridgeton	7	58
Chesterfield	2	17
Ferguson	3	12
Greendale	2	19
Normandy	2	3
Northwoods	15	42
Pasadena Hills	1	1
Pasadena Park	2	6
St. Ann	5	16
St. Charles	1	1
St. John	2	2
St. Louis City	2	116
Velda Village Hills	9	11
<b>Totals:</b>	<b>56</b>	<b>307</b>



*The Public Kiosk is available for viewing during normal business hours.*  
**Call 314.551.5064**  
*For appointment.*

City of St. Louis Airport Authority  
 Lambert-St. Louis International Airport®  
 Airport Planning & Development Office  
 11495 Natural Bridge Road, 4th Floor  
 Bridgeton, MO 63044



**Kevin C. Dolliole**  
 Director of Airports  
 P. O. Box 10212  
 St. Louis, MO 63145