

LAMBERT-ST. LOUIS INTERNATIONAL AIRPORT
FY2016 Financial Performance - Unaudited
As of June 30, 2016
(000's)

Revenues

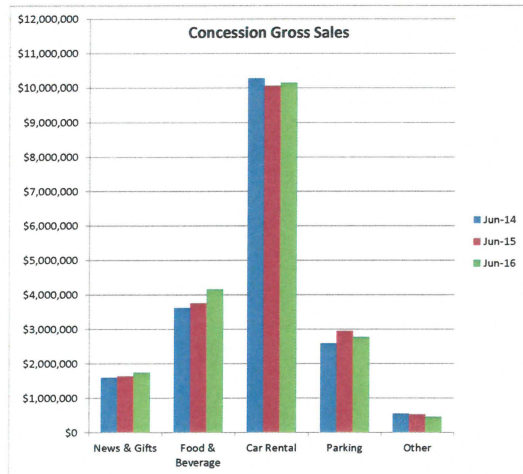
Landing Fees	\$	62,139
Rents		28,250
Utilities and Charges		848
Concessions		25,299
Rate Mitigation Proceeds		13,728
Interest		2,790
Parking and Miscellaneous		21,400
Pledged PFC Revenues		25,127
Grand Total		<u>179,581</u>

Expenses

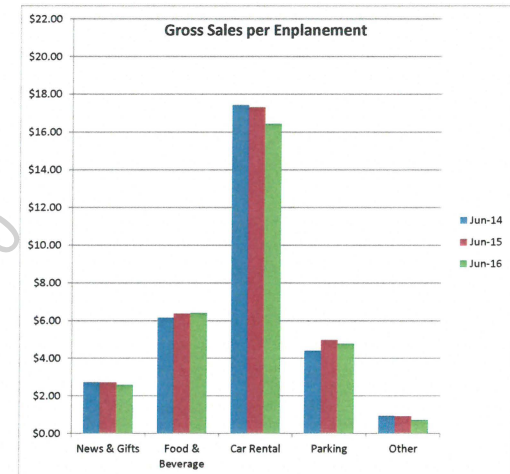
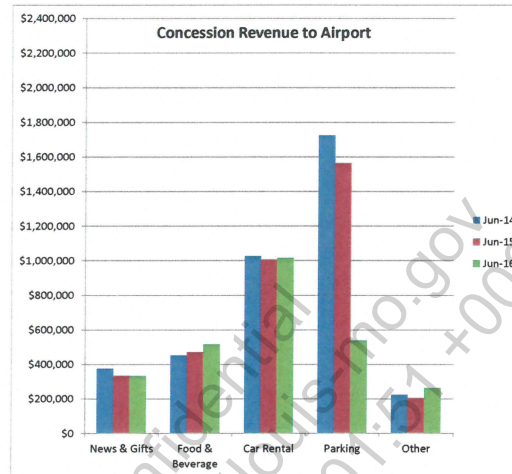
Personnel Services	\$	37,158
Materials and Supplies		5,360
Rental and Non-Capital Leases		111
Non-Capital Equipment		118
Capital Assets		968
Contractual and Other Services		38,559
Debt Service & Special Extraordinary		75,656
Grand Total		<u>157,930</u>

8-1-16

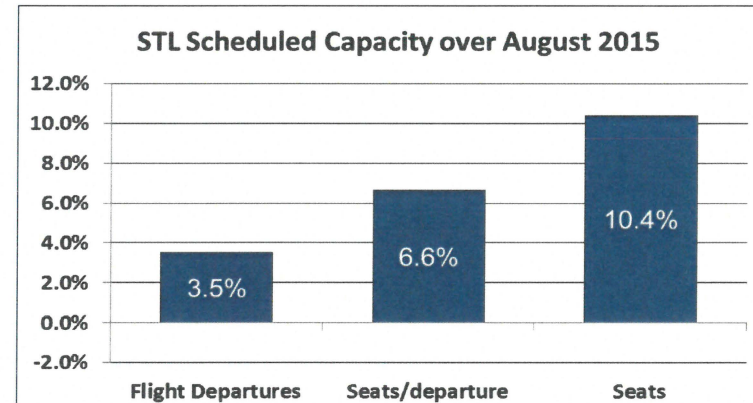
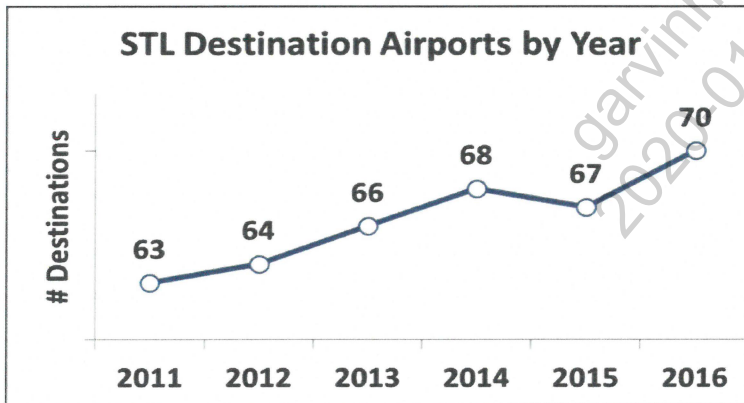
Concession Analysis



* Other= Specialty Retail, Advertising, Vending, ATM, WiFi, Ground Trans., Luggage Carts, & Taxis.

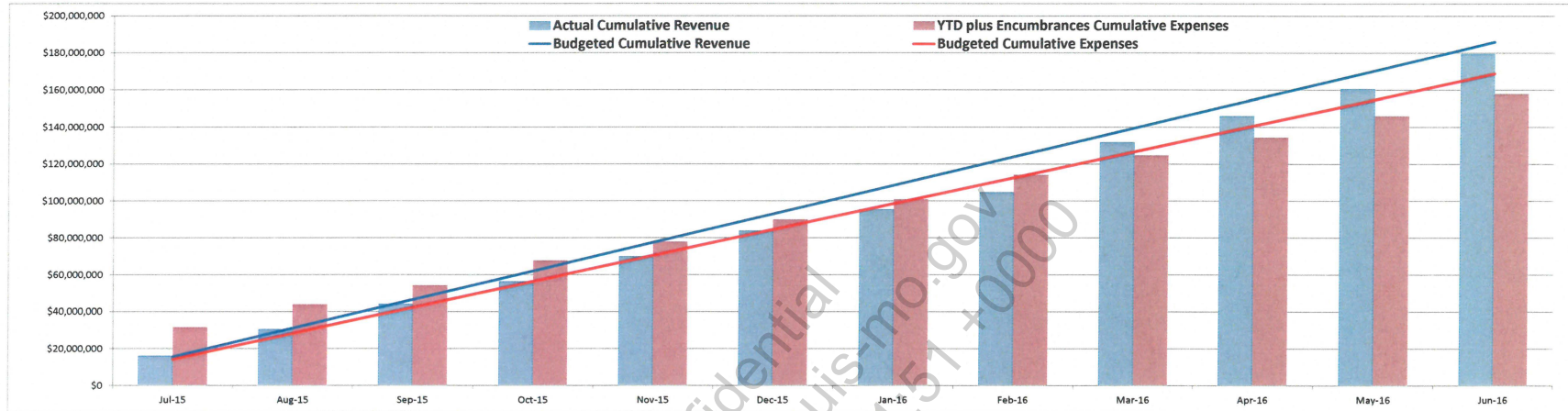


Air Service Analysis





FY16 Monthly Budget Analysis



FY16 Monthly Landed Weight

